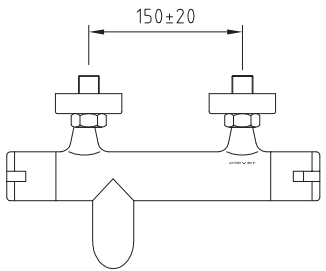
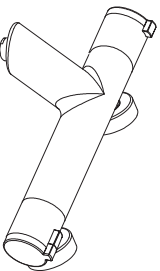
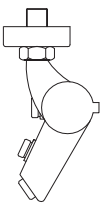


Shower set drawings are only for your reference

EQUIPO DUCHA SHOWER SET		
A	TELÉFONO HANDSHOWER	ABS Cromado ACS
B	FLEJO HOSE	ACERO INOXIDABLE STAINLESS STEEL 1.75m ACS 1/2"-1/2"
C	SOPORTE HOLDER	ABS Cromado



ESCALA 1:5
SCALE



15	EXCÉNTRICA ECCENTRIC NUT	2	LATÓN cromado con reductor sando Chromed BRASS with noselless
14	JUNTA PLANA CON FILTRO FLAT JOINT WITH FILTER	2	NBR + ACERO INOXIDABLE 24x15x3
13	FLORON FLANGE	2	ACERO INOXIDABLE 18/8 Cromado STAINLESS STEEL 18/8 Chromed
12	VÁLVULA ANTIRETORNO CHECK VALVE	2	POM ϕ 15x16-DN10
11	RACOR CONNECTOR	2	LATÓN BRASS
10	TUERCA LORA SLIDING NUT	2	LATÓN cromado Chromed BRASS
9	JUNTA TORCA O-RING	2	NBR ϕ 14, 2x2,4
8	MANETA ON-OFF ON-OFF HANDLE	1	ABS Cromado
7	CARTUJO INVERSOR DIVERTER CARTRIDGE	1	Discos cerámicos giro 80° Ceramic disk 180° turn
6	CUERPO FUNCIÓN CASTING BODY	1	LATÓN Cromado Chromed BRASS
5	AREFACTOR AERATOR	1	Perif. de DL M28 type D Plastic Net
4	RACOR CONNECTOR	1	LATÓN cromado Chromed BRASS
3	TORNILLO FIJACIÓN CARTUJO CARTRIDGE FIXATION SCREW	1	ACERO INOXIDABLE M6x7
2	CARTUJO TERMOSTÁTICO THERMOSTATIC CARTRIDGE	1	Bulbo de Acero Vav Bulb
1	MANETA TERMOSTÁTICA THERMOSTATIC HANDLE	1	ABS Cromado Chromed
Nr.	DESCRIPCIÓN DESCRIPTION	CANT. QTY.	MATERIAL Y TRATAMIENTO MATERIAL & TREATMENT

98823

clever

Edición	1
Modelo	TERMOSTÁTICO BO COLD TOUCH
Edición	1
Modelo	COLD TOUCH THERMOSTATIC BS
Fecha	09.02.2015

This drawing and design is the property of CLEVER and must not be copied or communicated to a third party without written permission.